



Parent Guide

Your guide to LiteracyPlanet



Connect with us: www.literacyplanet.com | hello@literacyplanet.com

© 2021 Intrepica Pty Ltd. All rights reserved.
LiteracyPlanet is a trademark of Intrepica Pty Ltd.



Contents

About LiteracyPlanet

Parent Experience

- Setting up your children
- Applications and browsers
- Tracking their progress

Supporting your children

Student Experience

- Applications and browsers
- My Missions
- Collections
- My Avatar
- Arcade
- Library

Support

About LiteracyPlanet

LiteracyPlanet is the perfect tool to help your students build their foundational skills in spelling, vocabulary, grammar and reading. It is also ideal for targeting learning gaps that are often hard to resolve in a busy school day or in a crowded curriculum.

This guide has been created for teachers, parents and families of children who are teaching in the classroom or at home. It will provide you with a quick journey through the student experience.

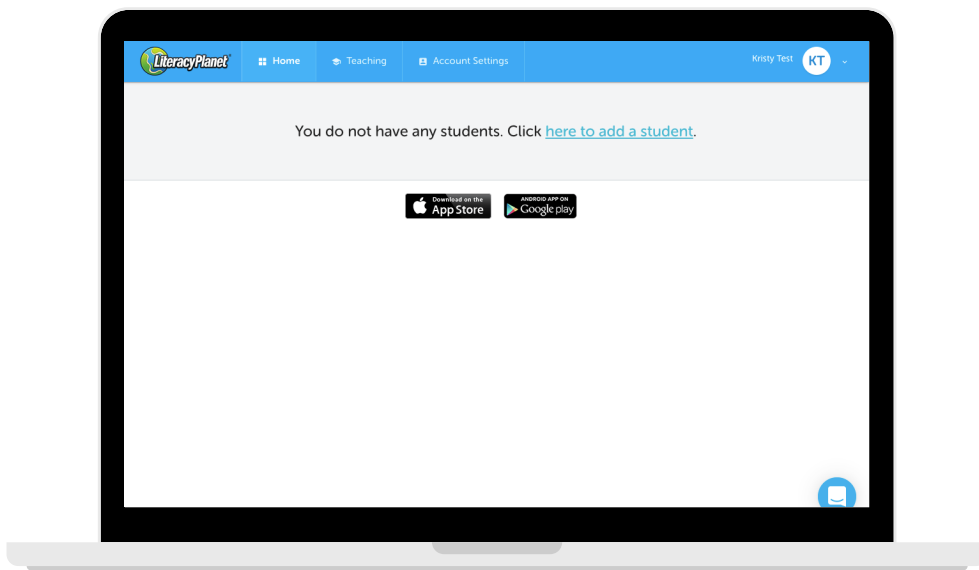
Before we begin your journey, let's look at how you can help your child or student have fun while learning literacy.



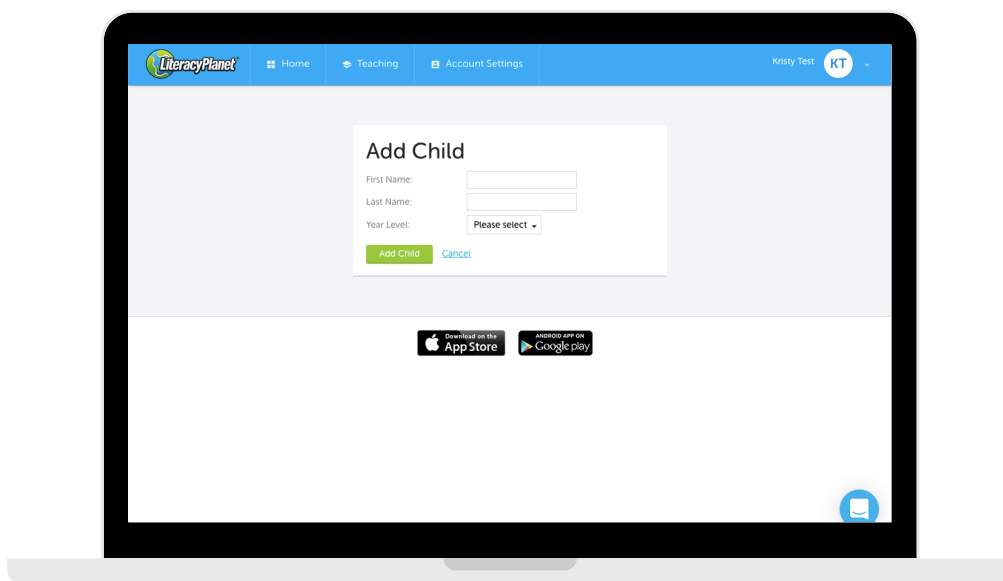
Parent Experience

Setting up your children

1. After you sign up to LiteracyPlanet, you would have received a confirmation email with your username and password (that you selected upon signing up).
2. Go to app.literacyplanet.com on your browser and login with your username and password.
3. This will bring you to the Parent Home page where you can add your learner(s).



4. Add in your learner's name and set their Year Level. Once this is done, click "Add Child" to confirm the details.

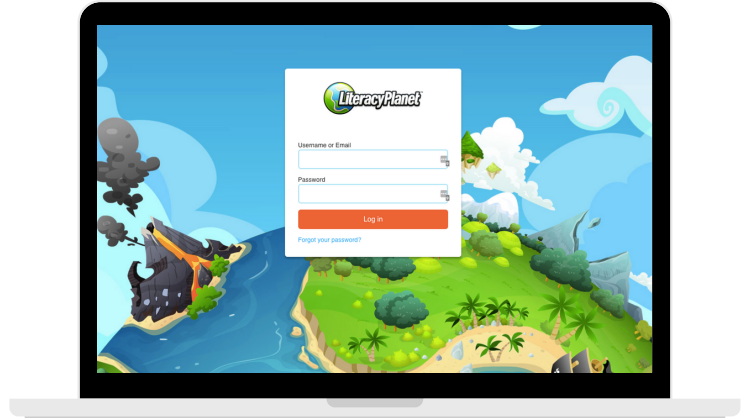


Parent Experience

Applications and browsers

Desktop

1. Go to app.literacyplanet.com on their desktop.
2. Log in using the username and password supplied.

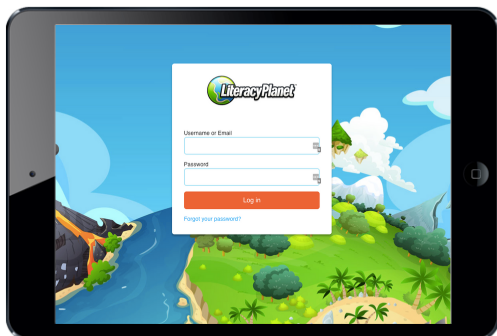


Tablet

1. Download the LiteracyPlanet Student App by clicking the icons below or searching "LiteracyPlanet" in the App Store or Google Play.



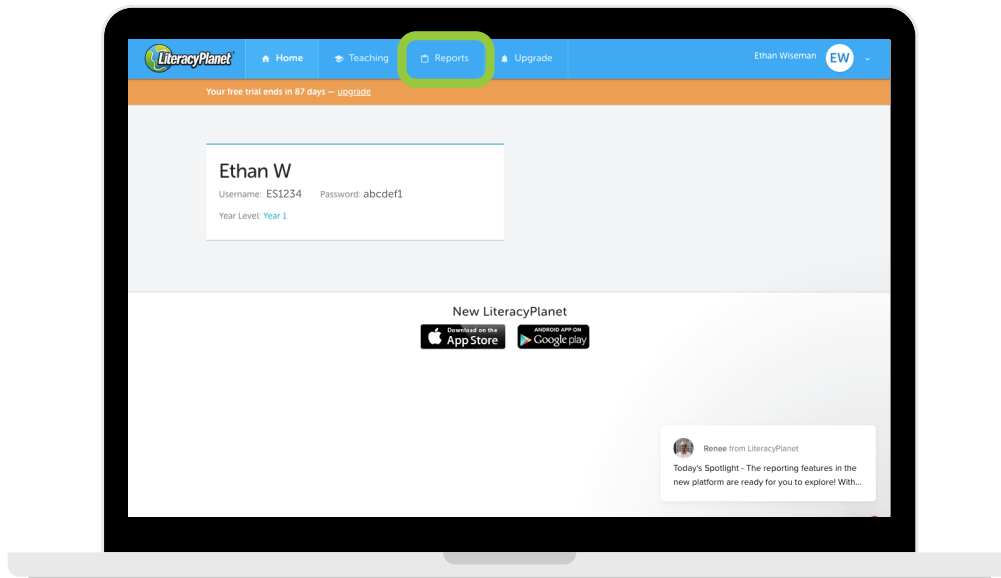
2. Log your child(ren) in with the username and password.



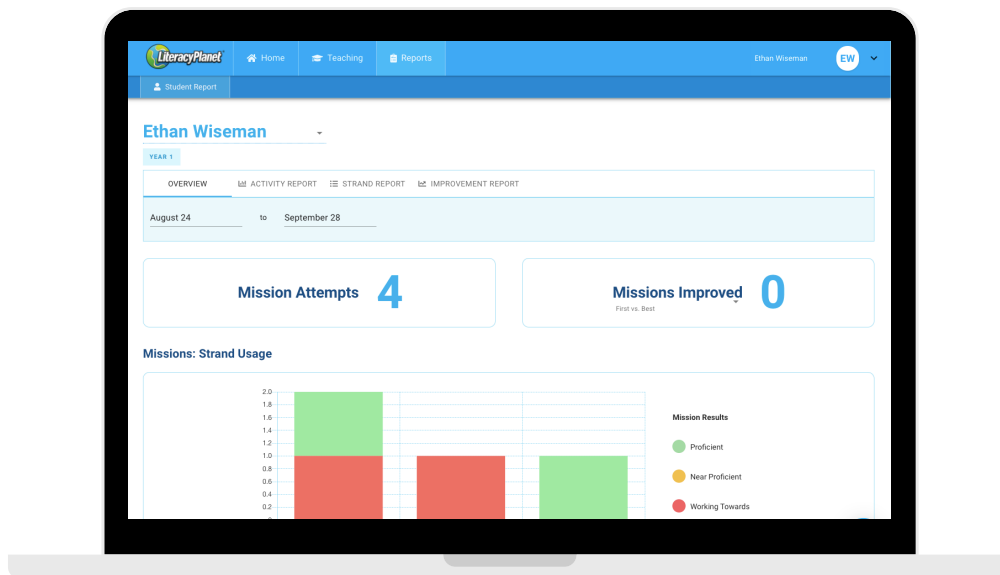
Parent Experience

Tracking their progress

1. You can keep track of your learner's progress via the Parent Dashboard by clicking the 'Reports' tab at the top.



2. Select the student you would like to analyse results for and it will populate an overview report of how your learner is performing. When you hover over the bars in the graph, it will give you more details about the missions and the literacy strands it covered.



3. You can also explore other reports like the Activity Report, Strand Report and Improvement Report.

Supporting your children

How you can help?

Before you begin exploring the student experience, here are some ways that LiteracyPlanet can help you support your child or students when learning literacy and when navigating the world of LiteracyPlanet.

Prepare for learning

When your child or student first logs onto LiteracyPlanet, they will begin a diagnostic assessment. This assessment is designed to determine where they will begin in our Literacy Learning Map™. Tell your child or student that the program is finding out how much they know and where they need to start on their journey in LiteracyPlanet.



Encourage a growth mindset

Studies show that emphasizing a growth mindset results in much more motivated and engaged children (Dweck, 2010)*. To encourage this “can do” mindset, let your child or student know how proud you are of their persistence and effort.

Have fun!

Most of all, have fun exploring LiteracyPlanet with your child or student. Talk about what they are reading and what they want to explore or create with their avatar. Your joy in their experience will play an essential role in fostering their love of literacy.

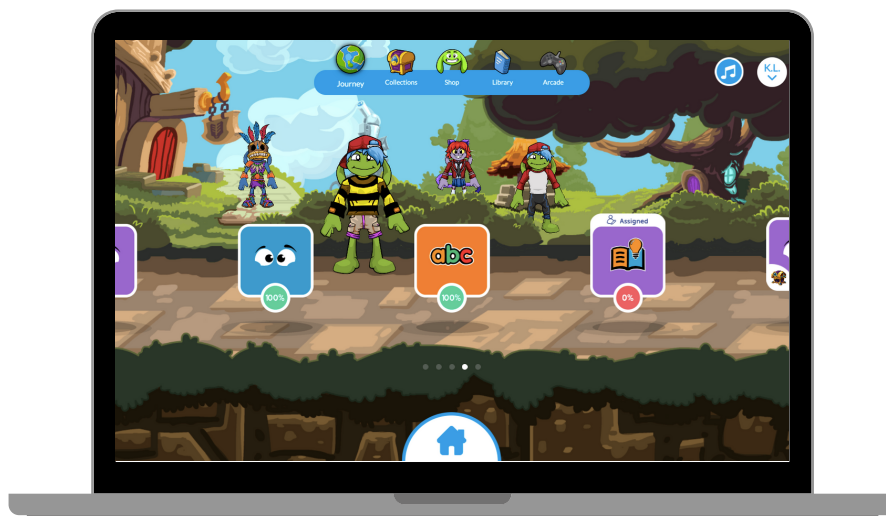


Student Experience

When you log into a student's home screen, you will see a burger icon on the right-hand side of the screen. Click on the burger icon to open up an accordion of tabs. Click the Missions tab to begin exploring the world of LiteracyPlanet.

My Missions

The My Missions tab takes your child or student to the home screen. This home screen displays the missions they have been assigned after they have completed a diagnostic test. Based on the test, the program assigns missions that form part of their personalised learning pathway.



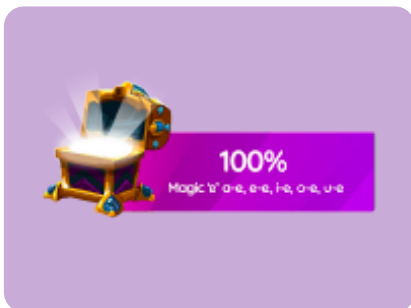
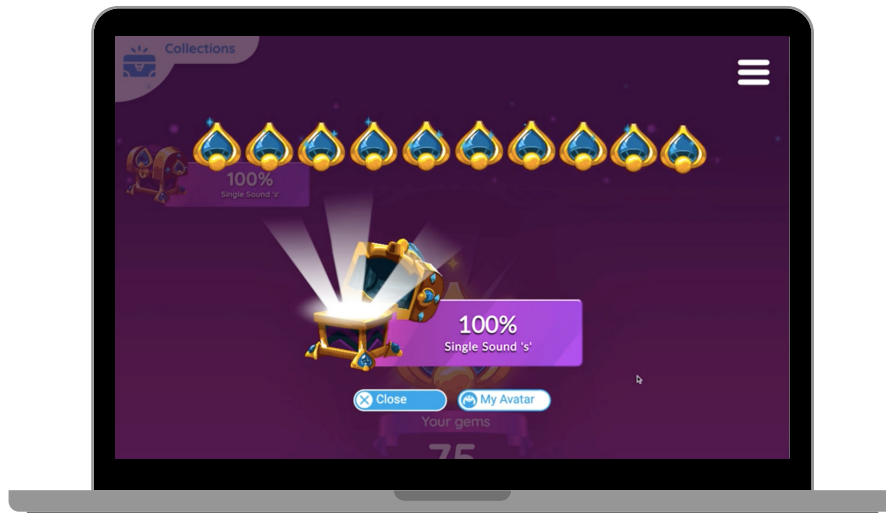
Within each mission, the student will be taken through a Learn, Practice, Test sequence to learn a concept. Learn and Practice includes activities that enable the student to learn about and then practise the concept, with the test component assessing their subsequent knowledge.



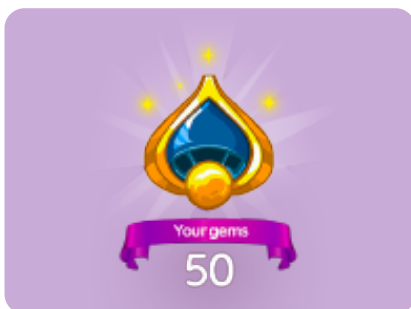
Student Experience

Collections

The Collections tab takes the student to their collections screen. Here they will find the gems they've earned, as well as the chests they can open to collect their gems.



The student can click on their chests to open them and collect their gems. These gems will be added to their My Gems collection.



My Gems shows the student how many gems they've earned. They can choose to continue collecting their gems or spend their gems in their avatar shop to customise their avatar.

Student Experience

My Avatar

The My Avatar tab takes your student to their avatar shop, where they can purchase items with their gems, or they can browse through their shop to see what they want to work towards being able to purchase. The avatar shop is like a real-life shop, with new features and fashion accessories being added all the time!

The student can click on each of the following character customisation tabs to customise their avatar.



The gem total at the bottom of their avatar tells the student how many gems they have available to spend in their shop.

Student Experience

Arcade

LiteracyPlanet's Arcade is where students can challenge their word accuracy and speed, as well as have fun bouncing Cloud the Sheep to reach the highest score or stack blocks as high as they can.

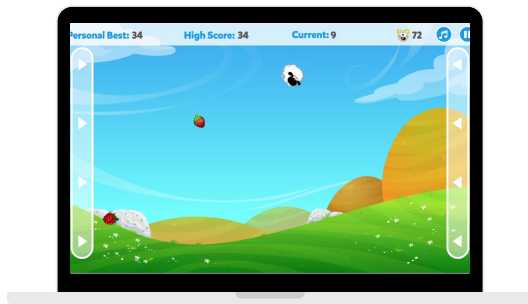
Word Morph

Word Morph is a great way to improve spelling speed and accuracy.




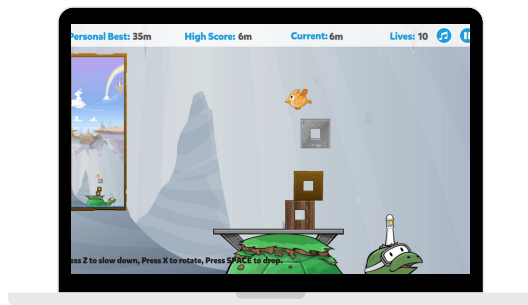
Sheep Bounce

Sheep Bounce is the ultimate arcade game - the goal is to have Cloud the Sheep bounce as high as it can.



Block Stack

Block Stack requires patience and proficiency - two skills that make it a delight to play.



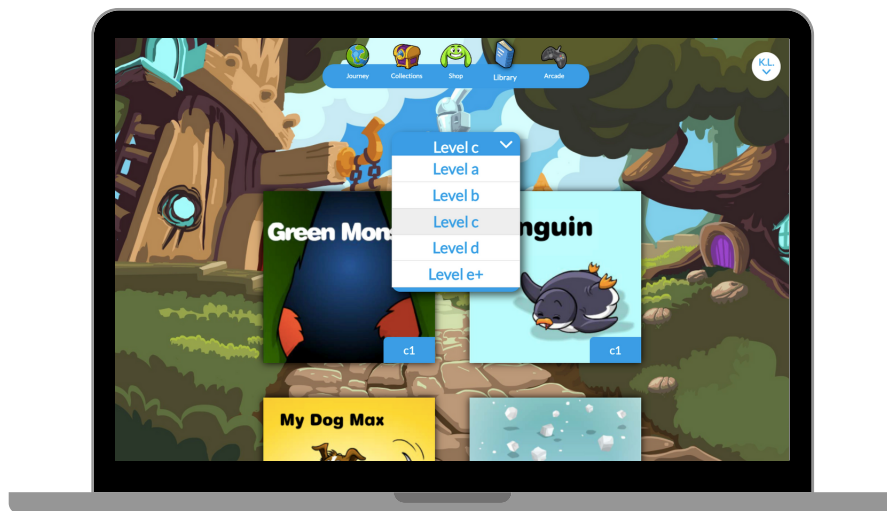
Student Experience

Library

1. The Library section is where children can read a variety of ebooks for fun.



2. You can filter these ebooks by LiteracyPlanet's Reading Levels which represent the reading challenge presented by a text. This challenge is determined by vocabulary difficulty and text complexity.

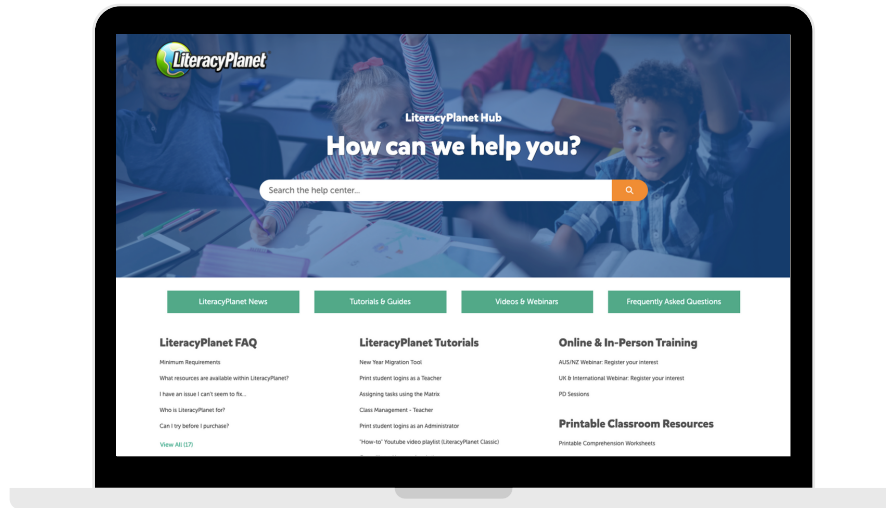


Support

LiteracyPlanet Hub

Make sure you check out the LiteracyPlanet Hub where many FAQs and guides live.

hub.literacyplanet.com/s/




LiteracyPlanet Team

If you need any technical assistance, contact LiteracyPlanet's friendly Customer Service Team via email/phone and they will get back to you on your question.

 www.literacyplanet.com

 hello@literacyplanet.com

 UK +44 203 868-7553

AU +61 1300 565 696