

LiteracyPlanet Classroom BINGO

How to play:

- **Print the Bingo Sheets:** You can either print one for the classroom or give each student their own sheet—whichever works best for you!
- **Set a Time Limit:** Decide on a time frame for your students to complete each row. This adds a fun challenge!
- **"BINGO!":** When a student finishes all the tasks in a row, they can proudly shout "BINGO!" as their signal of victory!
- **Reward Time:** Celebrate their achievement by giving them a Word Mania secret code as a special reward!

Here are three secret codes for you to share:

- **runforestrun** - Forest backgrounds
- **winterwonderland** - Snow backgrounds
- **lavalavameetyou** - Volcano backgrounds

Unlock a new book



Open two treasure chests



Beat your best Word Mania score



Log in three days in a row




Create a My Words list



Level up in an Arcade game




Open two treasure chests



Purchase a new hat/hair style



Challenge a buddy in Word Mania



Unlock a new character



Read an Intrepizine article



Play a Mini Game





LiteracyPlanet Classroom BINGO

**Unlock a new
book**



**Open two
treasure chests**



**Beat your best
Word Mania score**



**Log in three days
in a row**



**Create a My
Words list**



**Level up in an
Arcade game**




**Open two
treasure chests**



**Purchase a new
hat/hair style**



**Challenge a buddy
in Word Mania**



**Unlock a new
character**



**Read an
Intrepizine article**



Play a Mini Game



Happy playing!

